


# Utility Hooks Installation Instructions


**HAULER RACKS, INC.**  
Minneapolis, MN  
800-843-5445




**Utility Hook**



**1. Locking Lip**



**2. Make Sure Lip is Engaged with Rail Corner.**



**3. Tighten Bolts and Secure with Nut and Lock Washer.**



**Utility Hooks Installed**